

Other Pamphlets Include:

- Landscaping, Gardening and Yard Maintenance
- Fresh Concrete and Mortar Application
- Erosion Control
- Household and Vehicle Maintenance
- Pet Waste and Water Quality

For more information about the Salt Lake county storm water quality management program and additional pamphlets, contact:



Cottonwood Heights Public Works
2277 E Bengal Blvd.
Cottonwood Heights, UT 84121
(801) 944-7000

Visit the Salt Lake County Storm
Water Coalition webpage:

www.stormwatercoalition.org

Spill Response

801-580-6681

-or-

State of Utah
Environmental Response
(801) 536-4300

Local Pollution Control Agencies:

Utah Division of Water Quality
(801) 536-4300

Salt Lake Valley Health
Department
(385) 468-4100

Cottonwood Heights
Public Works
(385) 887-2647



**Put Used Oil
in Its Place!**

1-800-458-0145



Printed on recycled paper
5th Printing June 2012

**PAINT AND
HOUSEHOLD
HAZARDOUS
WASTE**



**RECOMMENDED
METHODS
FOR
STORM WATER
PROTECTION**




We All Live Downstream
stormwatercoalition.org

Storm Water Pollution Prevention: It's Up to Us

In the Salt Lake Valley, storm drains flow directly to local creeks and rivers with **NO treatment**. Degradation of storm water is a serious problem for wildlife dependent on our waterways and for the people who live near streams or use them for recreation. Some common sources of contaminants in storm runoff include:

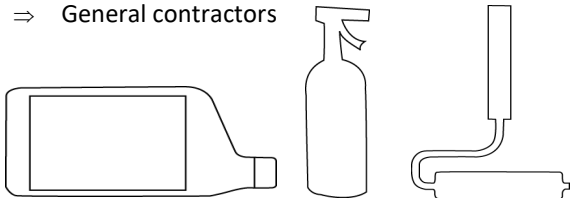
- Spilled oil, fuel fluids from vehicles and heavy equipment
- Construction debris
- Landscaping runoff containing pesticides or weed killers
- Materials such as used motor oil, antifreeze, paint products that people pour or spill into a street or storm drain.



Cottonwood Heights has developed a Storm Water Management Program to educate local residents and businesses and to improve the quality of storm water runoff. We hope you will join us, by using the recommended methods (referred to as Best Management Practices) described in this pamphlet.

Who Should Use this Pamphlet?

- ⇒ Residents
- ⇒ Do-It-Yourselfers
- ⇒ Home builders
- ⇒ Paint and remodeling contractors
- ⇒ General contractors



What Can You do?

General Practices

- ◇ Never use the gutter or storm drain system for disposal of household waste. Liquid residue from paints, thinners, solvents, glues and cleaning fluids are **hazardous wastes**.
- ◇ When thoroughly dry, empty water base paint cans; spent brushes, rags and drop cloths may be disposed of in the trash.
- ◇ Rinse containers and use rinse water as product. Dispose of rinsed containers in trash.
- ◇ Properly use and store all toxic products including cleaners, solvents and paints.

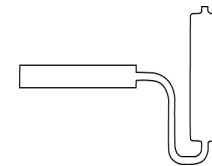


There is a Household Hazardous Waste Facility located on 6030 W 1300 S, open Monday – Saturday from 7am to 5pm. County homeowners can dispose of their household hazardous waste for free!! Call 801-313-6697 for more information.

- ◇ Use kitty litter or other absorbent material to clean up spills from paved surfaces.
- ◇ **DO NOT WASH INTO THE STREET!!** Depending on the substance, dispose of absorbents in trash or at the household hazardous waste facility.

Paint Solvents and Adhesives

- ◇ Select water based or latex paints whenever possible.
- ◇ Sweep up dust and paint chips from sanding or stripping. Dispose of in trash **UNLESS** the activity involved marine paints or paints containing leads. These should be disposed of as hazardous waste.
- ◇ When high-pressure water stripping or cleaning building exteriors, block storm drains. Wash water onto dirt area and spade in soil **IF** no chemicals were used. Contact the Salt Lake County Health Department for more specific guidelines.
- ◇ For water based paint, paint out brushes to the extent possible and rinse in sink.
- ◇ For oil based paint, clean out the brushes to the extent possible, filter and reuse thinners and solvents. Dispose of excess liquids and residue as hazardous waste.



Give unused products to a neighbor or community group to use.



We All Live Downstream
stormwater@cityofslc.org